
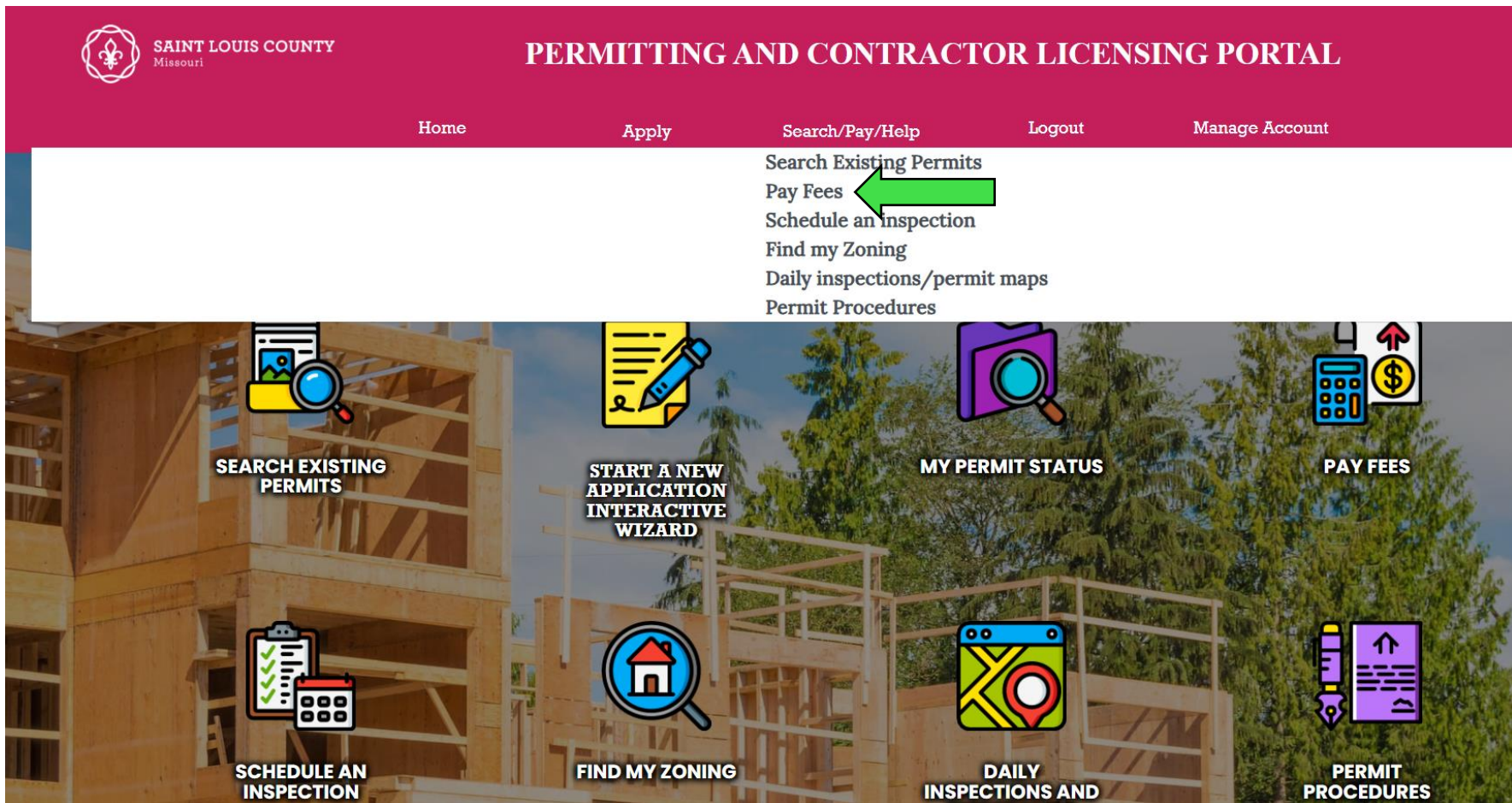


To renew or upload documents, follow the instructions below and look for the green arrows in the screenshots.

This is the easiest way I have found on our site

ACA: <https://aca.stlouisco.com/CitizenAccess/Default.aspx>

Select Search/Pay/Help → Pay Fees → Scroll down until you find  :



If the list isn't auto-populated under **Licenses**, click the ↓ arrow:

SAINT LOUIS COUNTY
Missouri

PERMITTING AND CONTRACTOR LICENSING PORTAL

Home Apply Search/Pay/Help Logout Manage Account

Announcements Logged in as: Sherri Argurio Collections (0) Cart (0) Account Management

[Permitting Portal Tutorial](#)

For customer service requests please [Contact Us](#) with your name, phone number and description of the request.

Any commercial use of the materials stored on this website is strictly prohibited without the prior written permission of Saint Louis County.

↓

Licenses

Showing 1-21 of 21 | [Add to collection](#) | [Add to cart](#)

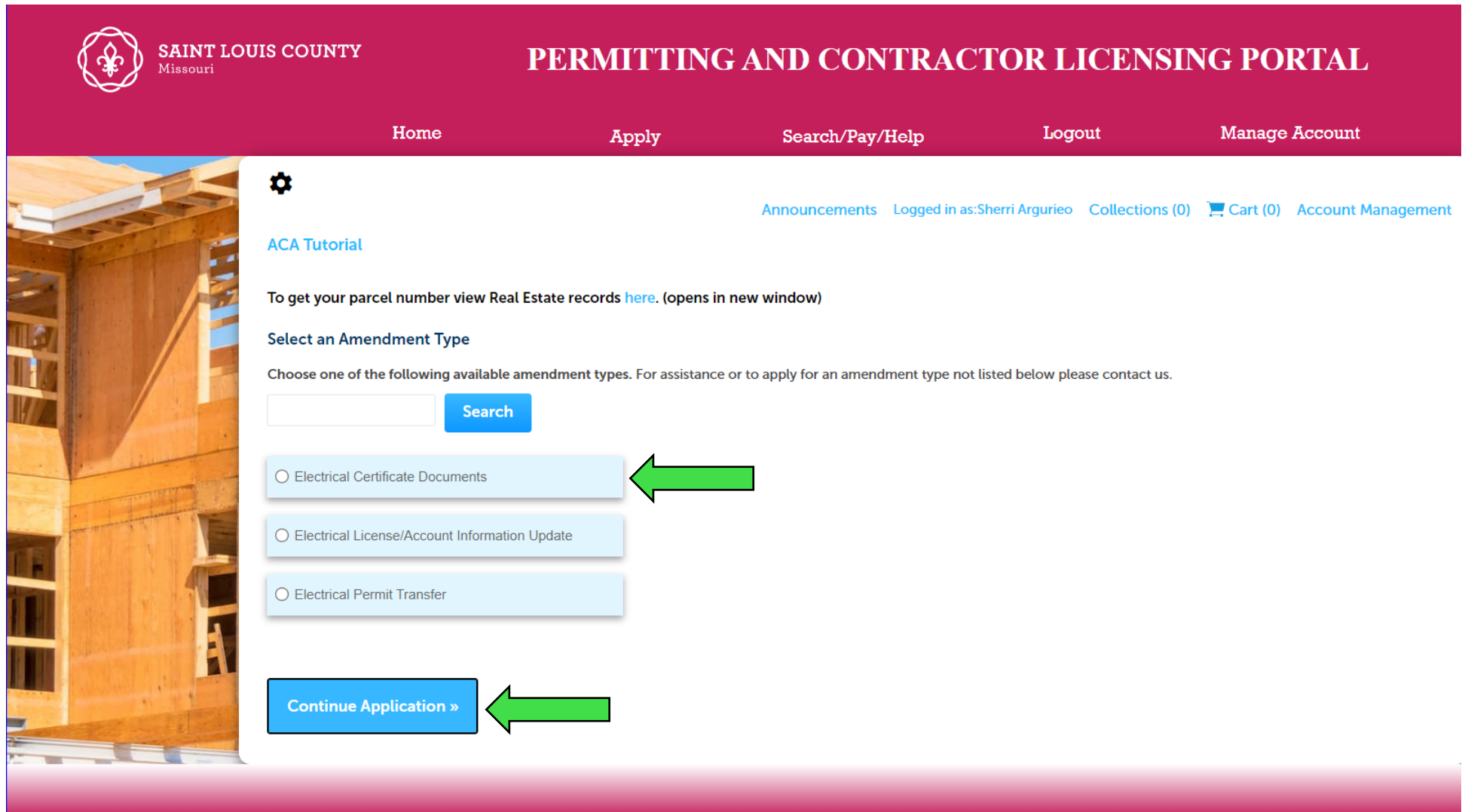
<input type="checkbox"/>	Date	License Number	License Type	Status	Action	Short Notes
<input type="checkbox"/>	03/14/2024	TL-ECD-24-00002	Electrical Certificate Documents	Pending		
<input type="checkbox"/>	03/14/2024	TL-COL-24-00034	Electrical License/Account Information Update	Approved		
<input type="checkbox"/>	01/19/2024	TL-ECD-24-00001	Electrical Certificate Documents	Pending		
<input type="checkbox"/>	11/30/2023	23TMP-003898	Electrical Contractor License/Account Renewal		Resume Application	

Find your license number ([E1234](#)/[C1234](#)/[I1234](#)/[V1234](#) for county license holders) or account number ([ES1234](#) for state license holders) and select [Renew Application](#) to *renew your license/account* or select [Amendment](#) to *upload documents*:

<input type="checkbox"/>	07/20/2023	TL-COL-23-00025	Electrical License/Account Information Update	Approved
<input type="checkbox"/>	06/28/2023	TL-COL-23-00024	Electrical License/Account Information Update	Approved
<input type="checkbox"/>	05/23/2023	TL-COL-23-00008	Electrical License/Account Information Update	
<input type="checkbox"/>	05/22/2023	TL-EC-APP-000017	Electrical Contractor License/Account Application	License Issued
<input type="checkbox"/>	05/22/2023	E4395 ←	Electrical Contractor License	About to Expire → Renew Application ← Amendment
<input type="checkbox"/>	05/22/2023	TL-COL-23-00007	Electrical License/Account Information Update	Pending

When selecting [Renew Application](#), follow instructions from there.

When uploading current documents, select **Electrical Certificate Documents** and follow instructions from there. (Only use Electrical License/Account Information Update to update contact information. DO NOT use it to upload documents, or I will *not* receive a notification to know I have documents waiting to be processed):



The screenshot displays the Saint Louis County Permitting and Contractor Licensing Portal. The header includes the county logo and name, and navigation links for Home, Apply, Search/Pay/Help, Logout, and Manage Account. A user is logged in as Sherri Argurio. The main content area features an 'ACA Tutorial' section with a search bar and a list of amendment types. A green arrow points to the 'Electrical Certificate Documents' option, and another green arrow points to the 'Continue Application »' button.

SAINT LOUIS COUNTY
Missouri

PERMITTING AND CONTRACTOR LICENSING PORTAL

Home Apply Search/Pay/Help Logout Manage Account

Announcements Logged in as: Sherri Argurio Collections (0) Cart (0) Account Management

ACA Tutorial

To get your parcel number view Real Estate records [here](#). (opens in new window)

Select an Amendment Type

Choose one of the following available amendment types. For assistance or to apply for an amendment type not listed below please contact us.

- Electrical Certificate Documents
- Electrical License/Account Information Update
- Electrical Permit Transfer

Follow instructions from there to upload documents and make sure to **Save** and **Continue Application** once you've finished adding documents:

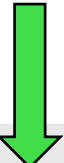
ade;adp;bat;chm;cmd;com;cpl;exe;hta;htm;html;ins;isp;jar;js;jse;lib;lnk;mde;mht;mhtml;msc;msp;mst;php;pif;scr;sct;shb;sys;vb;vbe;vbs;vxd;wsc;wsf;wsh are disallowed file types to upload.

Name	Type	Size	Latest Update	Action
No records found.				


* Type: Remove
Miscellaneous

File:
Letterhead.docx
100%

Description:



Save **Add** **Remove All**

Save and resume later  **Continue Application »**

Make sure to check the box at the bottom of the page and **Continue Application:**

Sherri Argurio
Tiger King Electric, LLC
123 Carole Baskin Street
Exotic, MO, 63105

Work Phone:(314)-615-1234
Mobile Phone:(314)-615-1234
E-mail:sherri@tigerkingelectric.comTEST

Attachment

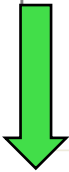
Edit

The maximum file size allowed is 500 MB.

ade;adp;bat;chm;cmd;com;cpl;exe;hta;htm;html;ins;isp;jar;js;jse;lib;lnk;mde;mht;mhtml;msc;mst;php;pif;scr;sct;shb;sys;vb;vbe;vbs;vxd;wsc;wsf;wsh are disallowed file types to upload.

Name	Type	Size	Latest Update	Action
Letterhead.docx	Miscellaneous	139.12 KB	03/27/2024	Actions ▼

I certify that I have read and understand the instructions that accompany this application and that the statements made as part of this application are true, complete, and correct and that no material information has been omitted. By checking the box below, I understand and agree that I am electronically signing and filing this application.



By checking this box, I agree to the above certification.

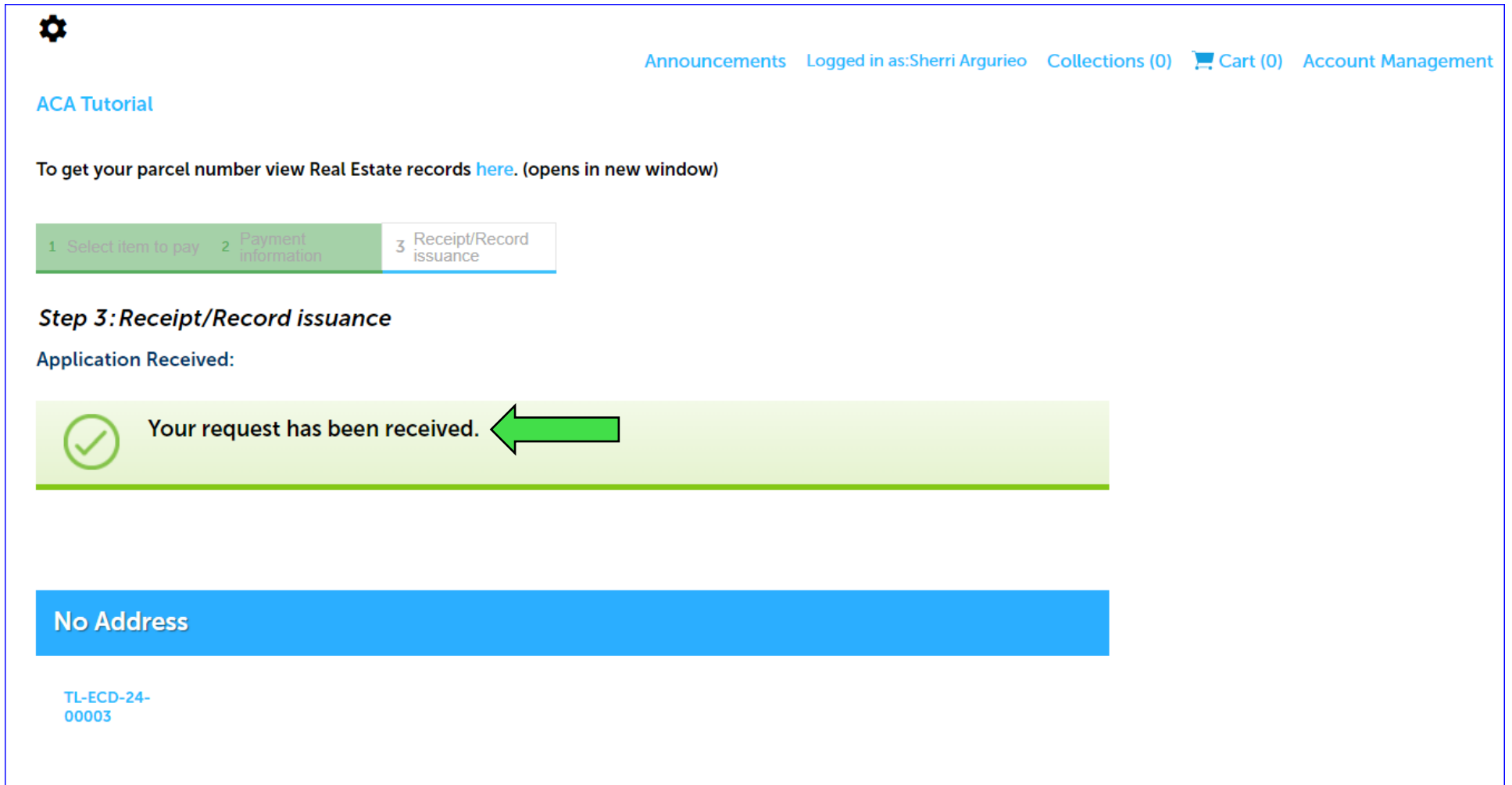
Date: 03/27/2024

Save and resume later



Continue Application »

You are finished once you receive this message:



The screenshot shows a web application interface. At the top left is a gear icon. At the top right are navigation links: "Announcements", "Logged in as: Sherri Argurio", "Collections (0)", "Cart (0)", and "Account Management". Below this is the heading "ACA Tutorial". A message states: "To get your parcel number view Real Estate records [here](#). (opens in new window)". A progress bar below the message has three steps: "1 Select item to pay", "2 Payment information", and "3 Receipt/Record issuance", with the third step highlighted. Underneath, it says "Step 3: Receipt/Record issuance" and "Application Received:". A green message box contains a checkmark icon and the text "Your request has been received.", with a green arrow pointing to the text. Below this is a blue box with the text "No Address". At the bottom left, there is a reference number "TL-ECD-24-00003".



Here is a picture of my mini-pig, Maibel because she's cute and not annoying like Accela, and we could all use a smile :-)